



Location: CMA1b - Oil Street Site Office

Report on 24-hour TSP monitoring

Action Level ($\mu\text{g}/\text{m}^3$) - 176.7

Limit Level ($\mu\text{g}/\text{m}^3$) - 260

Date	Sampling Time	Weather Condition	Filter paper no.	Filter Weight, g		Elapse Time, hr		Sampling Time, hr	Flow Rate, m^3/min			Total Volume, m^3	TSP Level, $\mu\text{g}/\text{m}^3$
				Initial	Final	Initial	Final		Initial, Q_{si}	Final, Q_{sf}	Average		
29-Jan-14	8:00	Fine	006440	2.7367	2.8861	4083.02	4107.02	24.00	1.39	1.39	1.39	1996	75
4-Feb-14	8:00	Cloudy	006306	2.6278	2.7864	4110.03	4134.03	24.00	1.38	1.39	1.39	1995	80
10-Feb-14	8:00	Cloudy	007820	2.8292	2.9425	4137.03	4161.03	24.00	1.40	1.40	1.40	2013	56
15-Feb-14	8:00	Cloudy	007732	2.6435	2.7876	4164.03	4188.03	24.00	1.39	1.39	1.39	2006	72
21-Feb-14	8:00	Cloudy	006438	2.7777	2.9364	4191.02	4215.02	24.00	1.39	1.39	1.39	2006	79
27-Feb-14	8:00	Cloudy	007986	2.8632	2.9105	4218.02	4242.02	24.00	1.38	1.38	1.38	1993	24

Report on 1-hour TSP monitoring

Action Level ($\mu\text{g}/\text{m}^3$) - 320.1

Limit Level ($\mu\text{g}/\text{m}^3$) - 500

Date	Sampling Time	Weather Condition	Filter paper no.	Filter Weight, g		Elapse Time, hr		Sampling Time, hr	Flow Rate, m^3/min			Total Volume, m^3	TSP Level, $\mu\text{g}/\text{m}^3$
				Initial	Final	Initial	Final		Initial, Q_{si}	Final, Q_{sf}	Average		
30-Jan-14	8:09	Fine	006347	2.6730	2.6782	4107.02	4108.02	1.00	1.39	1.39	1.39	83	63
30-Jan-14	9:14	Fine	006349	2.6774	2.6827	4108.02	4109.02	1.00	1.39	1.39	1.39	83	64
30-Jan-14	10:18	Fine	006300	2.6144	2.6229	4109.02	4110.02	1.00	1.39	1.39	1.39	83	102
5-Feb-14	8:04	Cloudy	006305	2.6317	2.6397	4134.03	4135.03	1.00	1.39	1.39	1.39	83	96
5-Feb-14	9:10	Cloudy	007814	2.8534	2.8583	4135.03	4136.03	1.00	1.39	1.39	1.39	83	59
5-Feb-14	10:14	Cloudy	007817	2.8429	2.8470	4136.03	4137.03	1.00	1.39	1.39	1.39	83	49
11-Feb-14	8:16	Cloudy	007723	2.6555	2.6607	4161.03	4162.03	1.00	1.40	1.40	1.40	84	62
11-Feb-14	9:22	Cloudy	007726	2.6620	2.6664	4162.03	4163.03	1.00	1.40	1.40	1.40	84	52
11-Feb-14	10:28	Cloudy	007729	2.6565	2.6599	4163.03	4164.03	1.00	1.40	1.40	1.40	84	41
17-Feb-14	8:13	Cloudy	007926	2.8487	2.8606	4188.03	4189.03	1.00	1.39	1.39	1.39	83	143
17-Feb-14	9:29	Cloudy	007735	2.6412	2.6480	4189.03	4190.03	1.00	1.39	1.39	1.39	83	82
17-Feb-14	10:34	Cloudy	007737	2.6436	2.6490	4190.03	4191.03	1.00	1.39	1.39	1.39	83	65
22-Feb-14	8:12	Cloudy	007980	2.8523	2.8619	4215.02	4216.02	1.00	1.36	1.36	1.36	81	118
22-Feb-14	9:23	Cloudy	007982	2.8629	2.8732	4216.02	4217.02	1.00	1.36	1.36	1.36	81	127
22-Feb-14	10:26	Cloudy	007984	2.8574	2.8687	4217.02	4218.02	1.00	1.36	1.36	1.36	81	139
28-Feb-14	10:00	Cloudy	007992	2.8630	2.8753	4242.77	4243.77	1.00	1.42	1.42	1.42	85	144
28-Feb-14	13:00	Cloudy	007994	2.8497	2.8548	4243.77	4244.77	1.00	1.35	1.35	1.35	81	63
28-Feb-14	14:00	Cloudy	007996	2.8385	2.8463	4244.77	4245.77	1.00	1.35	1.35	1.35	81	96

Location: CMA2a - Causeway Bay Community Centre

Report on 24-hour TSP monitoring
Action Level ($\mu\text{g}/\text{m}^3$) - 169.5
Limit Level ($\mu\text{g}/\text{m}^3$) - 260

Date	Sampling Time	Weather Condition	Filter paper no.	Filter Weight, g		Elapse Time, hr		Sampling Time, hr	Flow Rate, m^3/min			Total Volume, m^3	TSP Level, $\mu\text{g}/\text{m}^3$
				Initial	Final	Initial	Final		Initial, Q_{si}	Final, Q_{sf}	Average		
29-Jan-14	8:00	Fine	006439	2.7383	2.8858	13794.21	13818.21	24.00	1.35	1.35	1.35	1942	76
4-Feb-14	8:00	Cloudy	006302	2.6234	2.7848	13821.22	13845.22	24.00	1.35	1.35	1.35	1940	83
10-Feb-14	8:00	Cloudy	007819	2.8451	2.9521	13848.22	13872.22	24.00	1.36	1.36	1.36	1961	55
15-Feb-14	8:00	Cloudy	007733	2.6500	2.8573	13875.22	13899.22	24.00	1.36	1.35	1.36	1952	106
21-Feb-14	8:00	Cloudy	007927	2.8546	3.0560	13902.22	13926.22	24.00	1.36	1.35	1.36	1952	103
27-Feb-14	8:00	Cloudy	007987	2.8588	2.9823	13929.22	13953.22	24.00	1.39	1.39	1.39	1997	62

Report on 1-hour TSP monitoring
Action Level ($\mu\text{g}/\text{m}^3$) - 323.4
Limit Level ($\mu\text{g}/\text{m}^3$) - 500

Date	Sampling Time	Weather Condition	Filter paper no.	Filter Weight, g		Elapse Time, hr		Sampling Time, hr	Flow Rate, m^3/min			Total Volume, m^3	TSP Level, $\mu\text{g}/\text{m}^3$
				Initial	Final	Initial	Final		Initial, Q_{si}	Final, Q_{sf}	Average		
30-Jan-14	8:15	Fine	006346	2.6904	2.6959	13818.21	13819.21	1.00	1.35	1.35	1.35	81	68
30-Jan-14	9:19	Fine	006348	2.6700	2.6780	13819.21	13820.21	1.00	1.35	1.35	1.35	81	99
30-Jan-14	10:24	Fine	006350	2.6770	2.6828	13820.21	13821.21	1.00	1.35	1.35	1.35	81	72
5-Feb-14	8:44	Cloudy	006304	2.6186	2.6259	13845.22	13846.22	1.00	1.35	1.35	1.35	81	90
5-Feb-14	9:48	Cloudy	007759	2.6562	2.6600	13846.22	13847.22	1.00	1.35	1.35	1.35	81	47
5-Feb-14	10:52	Cloudy	007816	2.8417	2.8435	13847.22	13848.22	1.00	1.35	1.35	1.35	81	22
11-Feb-14	8:31	Cloudy	007724	2.6601	2.6689	13872.22	13873.22	1.00	1.36	1.36	1.36	82	108
11-Feb-14	9:34	Cloudy	007727	2.6221	2.6280	13873.22	13874.22	1.00	1.36	1.36	1.36	82	72
11-Feb-14	10:39	Cloudy	007730	2.6090	2.6156	13874.22	13875.22	1.00	1.36	1.36	1.36	82	81
17-Feb-14	8:19	Cloudy	007918	2.8483	2.8581	13899.22	13900.22	1.00	1.35	1.35	1.35	81	121
17-Feb-14	9:23	Cloudy	007736	2.6341	2.6414	13900.22	13901.22	1.00	1.35	1.35	1.35	81	90
17-Feb-14	10:29	Cloudy	007738	2.6169	2.6243	13901.22	13902.22	1.00	1.35	1.35	1.35	81	91
22-Feb-14	8:05	Cloudy	007891	2.8470	2.8570	13926.22	13927.22	1.00	1.35	1.35	1.35	81	123
22-Feb-14	9:12	Cloudy	007983	2.8560	2.8668	13927.22	13928.22	1.00	1.35	1.35	1.35	81	133
22-Feb-14	10:23	Cloudy	007985	2.8569	2.8642	13928.22	13929.22	1.00	1.35	1.35	1.35	81	90
28-Feb-14	10:00	Cloudy	007993	2.8552	2.8600	13953.22	13954.22	1.00	1.35	1.35	1.35	81	59
28-Feb-14	13:00	Cloudy	007995	2.8608	2.8696	13954.22	13955.22	1.00	1.35	1.35	1.35	81	109
28-Feb-14	14:05	Cloudy	007997	2.8714	2.8800	13955.22	13956.22	1.00	1.35	1.35	1.35	81	106



Location: CMA3a - CWB PRE Site Office Area

Report on 24-hour TSP monitoring

Action Level ($\mu\text{g}/\text{m}^3$) - 171

Limit Level ($\mu\text{g}/\text{m}^3$) - 260

Date	Sampling Time	Weather Condition	Filter paper no.	Filter Weight, g		Elapse Time, hr		Sampling Time, hr	Flow Rate, m^3/min			Total Volume, m^3	TSP Level, $\mu\text{g}/\text{m}^3$
				Initial	Final	Initial	Final		Initial, Q_{si}	Final, Q_{sf}	Average		
29-Jan-14	8:00	Fine	006442	2.7538	2.9158	1195.87	1219.87	24.00	1.41	1.41	1.41	2035	80
4-Feb-14	8:00	Cloudy	007828	2.8307	2.9718	1222.87	1246.87	24.00	1.41	1.41	1.41	2034	69
10-Feb-14	8:00	Cloudy	007857	2.8492	3.0322	1249.88	1273.88	24.00	1.42	1.42	1.42	2051	89
15-Feb-14	8:00	Cloudy	007765	2.6409	2.7870	1276.88	1300.88	24.00	1.42	1.42	1.42	2044	71
21-Feb-14	8:00	Cloudy	007836	2.8414	3.0450	1303.87	1327.87	24.00	1.41	1.41	1.41	2031	100
27-Feb-14	8:00	Cloudy	007967	2.8577	2.9515	1330.87	1354.87	24.00	1.40	1.40	1.40	2019	46

Report on 1-hour TSP monitoring

Action Level ($\mu\text{g}/\text{m}^3$) - 311.3

Limit Level ($\mu\text{g}/\text{m}^3$) - 500

Date	Sampling Time	Weather Condition	Filter paper no.	Filter Weight, g		Elapse Time, hr		Sampling Time, hr	Flow Rate, m^3/min			Total Volume, m^3	TSP Level, $\mu\text{g}/\text{m}^3$
				Initial	Final	Initial	Final		Initial, Q_{si}	Final, Q_{sf}	Average		
30-Jan-14	9:25	Fine	007720	2.6698	2.6808	1219.87	1220.87	1.00	1.41	1.41	1.41	85	130
30-Jan-14	10:42	Fine	007917	2.8573	2.8671	1220.87	1221.87	1.00	1.41	1.41	1.41	85	116
30-Jan-14	13:00	Fine	007697	2.6359	2.6514	1221.87	1222.87	1.00	1.41	1.41	1.41	85	183
5-Feb-14	8:31	Cloudy	007856	2.8540	2.8555	1246.87	1247.87	1.00	1.41	1.41	1.41	85	18
5-Feb-14	9:36	Cloudy	007863	2.8364	2.8408	1247.87	1248.87	1.00	1.41	1.41	1.41	85	52
5-Feb-14	10:40	Cloudy	007861	2.8452	2.8469	1248.87	1249.87	1.00	1.41	1.41	1.41	85	20
11-Feb-14	8:20	Cloudy	006315	2.6373	2.6473	1273.88	1274.88	1.00	1.42	1.42	1.42	85	117
11-Feb-14	9:23	Cloudy	006316	2.6079	2.6231	1274.88	1275.88	1.00	1.42	1.42	1.42	85	178
11-Feb-14	10:27	Cloudy	006317	2.6197	2.6349	1275.88	1276.88	1.00	1.42	1.42	1.42	85	178
17-Feb-14	8:11	Cloudy	007833	2.8368	2.8421	1300.88	1301.88	1.00	1.41	1.41	1.41	85	63
17-Feb-14	9:17	Cloudy	007834	2.8661	2.8746	1301.88	1302.88	1.00	1.41	1.41	1.41	85	100
17-Feb-14	10:20	Cloudy	007835	2.8400	2.8484	1302.88	1303.88	1.00	1.41	1.41	1.41	85	99
22-Feb-14	8:21	Cloudy	007971	2.8460	2.8574	1327.87	1328.87	1.00	1.38	1.38	1.38	83	138
22-Feb-14	9:57	Cloudy	007907	2.8469	2.8580	1328.87	1329.87	1.00	1.38	1.38	1.38	83	134
22-Feb-14	10:59	Cloudy	007908	2.8235	2.8358	1329.87	1330.87	1.00	1.38	1.38	1.38	83	149
28-Feb-14	9:35	Cloudy	005481	2.8055	2.8157	1354.87	1355.87	1.00	1.40	1.40	1.40	84	121
28-Feb-14	10:50	Cloudy	005483	2.7985	2.8091	1355.87	1356.87	1.00	1.40	1.40	1.40	84	126
28-Feb-14	13:00	Cloudy	005485	2.7871	2.7967	1356.87	1357.87	1.00	1.40	1.40	1.40	84	114



Location: CMA4a - SPCA

Report on 24-hour TSP monitoring
 Action Level ($\mu\text{g}/\text{m}^3$) - 171.2
 Limit Level ($\mu\text{g}/\text{m}^3$) - 260

Date	Sampling Time	Weather Condition	Filter paper no.	Filter Weight, g		Elapse Time, hr		Sampling Time, hr	Flow Rate, m^3/min			Total Volume, m^3	TSP Level, $\mu\text{g}/\text{m}^3$
				Initial	Final	Initial	Final		Initial, Q_{si}	Final, Q_{sf}	Average		
29-Jan-14	8:00	Fine	007691	2.6405	2.7699	17996.96	18020.96	24.00	1.36	1.36	1.36	1961	66
4-Feb-14	8:00	Cloudy	007916	2.8483	2.9904	18024.00	18048.00	24.00	1.36	1.36	1.36	1960	73
10-Feb-14	8:00	Cloudy	007860	2.8489	2.9413	18051.00	18075.00	24.00	1.37	1.37	1.37	1978	47
15-Feb-14	8:00	Cloudy	007783	2.6448	2.7970	18078.00	18102.00	24.00	1.37	1.37	1.37	1970	77
21-Feb-14	8:00	Cloudy	007832	2.8338	3.0051	18105.00	18129.00	24.00	1.33	1.33	1.33	1918	89
27-Feb-14	8:00	Cloudy	007909	2.8300	2.9794	18132.00	18155.99	23.99	1.32	1.32	1.32	1905	78

Due to electricity interruption, the 24hr TSP monitoring was rescheduled from 28 Dec 2013 to 30 Dec 2013.

Report on 1-hour TSP monitoring
 Action Level ($\mu\text{g}/\text{m}^3$) - 312.5
 Limit Level ($\mu\text{g}/\text{m}^3$) - 500

Date	Sampling Time	Weather Condition	Filter paper no.	Filter Weight, g		Elapse Time, hr		Sampling Time, hr	Flow Rate, m^3/min			Total Volume, m^3	TSP Level, $\mu\text{g}/\text{m}^3$
				Initial	Final	Initial	Final		Initial, Q_{si}	Final, Q_{sf}	Average		
30-Jan-14	9:10	Fine	007719	2.6624	2.6702	18020.96	18021.96	1.00	1.36	1.36	1.36	82	96
30-Jan-14	10:30	Fine	007721	2.7114	2.7197	18021.96	18022.96	1.00	1.36	1.36	1.36	82	102
30-Jan-14	13:00	Fine	007722	2.6411	2.6470	18022.96	18023.96	1.00	1.36	1.36	1.36	82	72
5-Feb-14	8:16	Cloudy	007855	2.8706	2.8720	18048.00	18049.00	1.00	1.36	1.36	1.36	82	17
5-Feb-14	9:24	Cloudy	007864	2.8648	2.8676	18049.00	18050.00	1.00	1.36	1.36	1.36	82	34
5-Feb-14	10:30	Cloudy	007862	2.8495	2.8511	18050.00	18051.00	1.00	1.36	1.36	1.36	82	20
11-Feb-14	8:13	Cloudy	007764	2.6284	2.6366	18075.00	18076.00	1.00	1.37	1.37	1.37	82	99
11-Feb-14	9:17	Cloudy	007771	2.6368	2.6445	18076.00	18077.00	1.00	1.37	1.37	1.37	82	93
11-Feb-14	10:22	Cloudy	007782	2.6316	2.6369	18077.00	18078.00	1.00	1.37	1.37	1.37	82	64
17-Feb-14	8:14	Cloudy	007829	2.8410	2.8463	18102.00	18103.00	1.00	1.36	1.36	1.36	82	65
17-Feb-14	9:18	Cloudy	007830	2.8430	2.8500	18103.00	18104.00	1.00	1.36	1.36	1.36	82	86
17-Feb-14	10:27	Cloudy	007831	2.8412	2.8480	18104.00	18105.00	1.00	1.36	1.36	1.36	82	83
22-Feb-14	8:45	Cloudy	007972	2.8476	2.8561	18129.00	18130.00	1.00	1.33	1.33	1.33	80	106
22-Feb-14	9:50	Cloudy	007970	2.8587	2.8690	18130.00	18131.00	1.00	1.33	1.33	1.33	80	129
22-Feb-14	10:52	Cloudy	007969	2.8645	2.8737	18131.00	18132.00	1.00	1.33	1.33	1.33	80	115
28-Feb-14	9:16	Cloudy	005480	2.8001	2.8110	18155.99	18156.99	1.00	1.32	1.32	1.32	79	137
28-Feb-14	10:30	Cloudy	005487	2.7909	2.7989	18156.99	18157.99	1.00	1.36	1.36	1.36	82	98
28-Feb-14	13:00	Cloudy	005484	2.8047	2.8133	18157.99	18158.99	1.00	1.36	1.36	1.36	82	105



Location: CMA5a - Children Garden opposite to Pedestrian Plaza

Report on 24-hour TSP monitoring

Action Level ($\mu\text{g}/\text{m}^3$) - 181

Limit Level ($\mu\text{g}/\text{m}^3$) - 260

Date	Sampling Time	Weather Condition	Filter paper no.	Filter Weight, g		Elapse Time, hr		Sampling Time, hr	Flow Rate, m^3/min			Total Volume, m^3	TSP Level, $\mu\text{g}/\text{m}^3$
				Initial	Final	Initial	Final		Initial, Q_{si}	Final, Q_{sf}	Average		
29-Jan-14	8:00	Fine	007692	2.6168	2.7341	1900.15	19024.15	24.00	1.33	1.33	1.33	1916	61
4-Feb-14	8:00	Cloudy	007704	2.6328	2.6617	19027.15	19051.15	24.00	1.33	1.33	1.33	1915	15
10-Feb-14	8:00	Cloudy	007923	2.8403	3.0275	19057.17	19081.17	24.00	1.34	1.34	1.34	1932	97
15-Feb-14	8:00	Cloudy	007881	2.8336	3.1150	19081.17	19105.17	24.00	1.34	1.34	1.34	1925	146
21-Feb-14	8:00	Cloudy	007938	2.8416	3.0468	19108.17	19132.17	24.00	1.37	1.37	1.37	1976	104
27-Feb-14	8:00	Cloudy	007952	2.8529	2.9880	19135.17	19159.17	24.00	1.40	1.40	1.40	2015	67

Report on 1-hour TSP monitoring

Action Level ($\mu\text{g}/\text{m}^3$) - 332

Limit Level ($\mu\text{g}/\text{m}^3$) - 500

Date	Sampling Time	Weather Condition	Filter paper no.	Filter Weight, g		Elapse Time, hr		Sampling Time, hr	Flow Rate, m^3/min			Total Volume, m^3	TSP Level, $\mu\text{g}/\text{m}^3$
				Initial	Final	Initial	Final		Initial, Q_{si}	Final, Q_{sf}	Average		
30-Jan-14	8:40	Fine	007742	2.6222	2.6278	19024.15	19025.15	1.00	1.29	1.29	1.29	78	72
30-Jan-14	9:43	Fine	007702	2.6141	2.6292	19025.15	19026.15	1.00	1.29	1.29	1.29	78	194
30-Jan-14	10:46	Fine	007703	2.6255	2.6420	19026.15	19027.15	1.00	1.29	1.29	1.29	78	212
5-Feb-14	9:30	Cloudy	007872	2.8424	2.8447	19051.15	19052.15	1.00	1.33	1.33	1.33	80	29
5-Feb-14	10:40	Cloudy	007865	2.8551	2.8572	19052.15	19053.15	1.00	1.33	1.33	1.33	80	26
5-Feb-14	13:00	Cloudy	007868	2.8394	2.8423	19053.15	19054.15	1.00	1.33	1.33	1.33	80	36
11-Feb-14	8:25	Cloudy	007699	2.6311	2.6458	19054.17	19055.17	1.00	1.34	1.34	1.34	81	183
11-Feb-14	9:30	Cloudy	007849	2.8608	2.8691	19055.17	19056.17	1.00	1.34	1.34	1.34	81	103
11-Feb-14	10:35	Cloudy	007922	2.8569	2.8643	19056.17	19057.17	1.00	1.34	1.34	1.34	81	92
17-Feb-14	8:06	Cloudy	007929	2.8509	2.8646	19105.17	19106.17	1.00	1.33	1.33	1.33	80	172
17-Feb-14	9:11	Cloudy	007932	2.8477	2.8600	19106.17	19107.17	1.00	1.33	1.33	1.33	80	154
17-Feb-14	10:26	Cloudy	007935	2.8515	2.8620	19107.17	19108.17	1.00	1.33	1.33	1.33	80	132
22-Feb-14	9:28	Cloudy	007943	2.8389	2.8487	19132.17	19133.17	1.00	1.41	1.41	1.41	84	116
22-Feb-14	10:34	Cloudy	007946	2.8255	2.8326	19133.17	19134.17	1.00	1.41	1.41	1.41	84	84
22-Feb-14	13:05	Cloudy	007949	2.8446	2.8542	19134.17	19135.17	1.00	1.41	1.41	1.41	84	114
28-Feb-14	8:31	Cloudy	007977	2.8524	2.8608	19159.17	19160.17	1.00	1.36	1.36	1.36	82	103
28-Feb-14	9:53	Cloudy	008088	2.8388	2.8441	19160.17	19161.17	1.00	1.36	1.36	1.36	82	65
28-Feb-14	13:00	Cloudy	008089	2.8390	2.8566	19161.17	19162.17	1.00	1.36	1.36	1.36	82	215



Location: MA1e - International Finance Centre (Eastern Wing)

Report on 24-hour TSP monitoring

Action Level ($\mu\text{g}/\text{m}^3$) - 173.4

Limit Level ($\mu\text{g}/\text{m}^3$) - 260

Date	Sampling Time	Weather Condition	Filter paper no.	Filter Weight, g		Elapse Time, hr		Sampling Time, hr	Flow Rate, m^3/min			Total Volume, m^3	TSP Level, $\mu\text{g}/\text{m}^3$
				Initial	Final	Initial	Final		Initial, Q_{si}	Final, Q_{sf}	Average		
29-Jan-14	8:00	Fine	003613	2.6033	2.6835	14692.82	14716.82	24.00	1.30	1.30	1.30	1878	43
4-Feb-14	8:00	Cloudy	007902	2.8231	3.0610	14730.86	14754.86	24.00	1.30	1.30	1.30	1877	127
10-Feb-14	8:00	Cloudy	006362	2.6980	2.8439	14757.86	14781.86	24.00	1.32	1.32	1.32	1895	77
15-Feb-14	8:00	Cloudy	007751	2.6209	2.7463	14784.86	14808.86	24.00	1.31	1.31	1.31	1887	66
21-Feb-14	8:00	Cloudy	007939	2.8473	3.0232	14811.84	14835.84	24.00	1.33	1.33	1.33	1916	92
27-Feb-14	8:00	Cloudy	008049	2.8189	2.9395	14838.84	14862.84	24.00	1.30	1.32	1.31	1889	64

Report on 1-hour TSP monitoring

Action Level ($\mu\text{g}/\text{m}^3$) - 325.1

Limit Level ($\mu\text{g}/\text{m}^3$) - 500

Date	Sampling Time	Weather Condition	Filter paper no.	Filter Weight, g		Elapse Time, hr		Sampling Time, hr	Flow Rate, m^3/min			Total Volume, m^3	TSP Level, $\mu\text{g}/\text{m}^3$
				Initial	Final	Initial	Final		Initial, Q_{si}	Final, Q_{sf}	Average		
30-Jan-14	8:09	Fine	007899	2.8341	2.8399	14716.82	14717.82	1.00	1.30	1.30	1.30	78	74
30-Jan-14	9:14	Fine	007900	2.8379	2.8447	14717.82	14718.82	1.00	1.30	1.30	1.30	78	87
30-Jan-14	10:19	Fine	007901	2.8344	2.8427	14718.82	14719.82	1.00	1.30	1.30	1.30	78	106
5-Feb-14	8:24	Cloudy	006371	2.6050	2.6073	14754.86	14755.86	1.00	1.30	1.30	1.30	78	29
5-Feb-14	9:32	Cloudy	006390	2.5999	2.6026	14755.86	14756.86	1.00	1.30	1.30	1.30	78	35
5-Feb-14	10:43	Cloudy	006369	2.6029	2.6049	14756.86	14757.86	1.00	1.30	1.30	1.30	78	26
11-Feb-14	8:30	Cloudy	007750	2.6485	2.6554	14781.86	14782.86	1.00	1.32	1.32	1.32	79	87
11-Feb-14	9:35	Cloudy	007749	2.6272	2.6341	14782.86	14783.86	1.00	1.32	1.32	1.32	79	87
11-Feb-14	10:40	Cloudy	007748	2.6263	2.6318	14783.86	14784.86	1.00	1.32	1.32	1.32	79	70
17-Feb-14	8:13	Cloudy	006357	2.7061	2.7080	14808.86	14809.86	1.00	1.30	1.30	1.30	78	24
17-Feb-14	9:20	Cloudy	006358	2.6938	2.6975	14809.86	14810.86	1.00	1.30	1.30	1.30	78	47
17-Feb-14	10:23	Cloudy	006359	2.6676	2.6740	14810.86	14811.86	1.00	1.30	1.30	1.30	78	82
22-Feb-14	8:05	Cloudy	007976	2.8575	2.8610	14835.84	14836.84	1.00	1.31	1.31	1.31	79	45
22-Feb-14	9:13	Cloudy	007975	2.8663	2.8700	14836.84	14837.84	1.00	1.31	1.31	1.31	79	47
22-Feb-14	10:19	Cloudy	007974	2.8675	2.8712	14837.84	14838.84	1.00	1.31	1.31	1.31	79	47
28-Feb-14	8:45	Cloudy	008058	2.8186	2.8209	14862.84	14863.84	1.00	1.34	1.34	1.34	81	29
28-Feb-14	10:30	Cloudy	008061	2.8250	2.8272	14863.84	14864.84	1.00	1.30	1.30	1.30	78	28
28-Feb-14	13:00	Cloudy	008063	2.8046	2.8072	14864.84	14865.84	1.00	1.30	1.30	1.30	78	33



Location: MA1w - International Finance Centre (Western Wing)

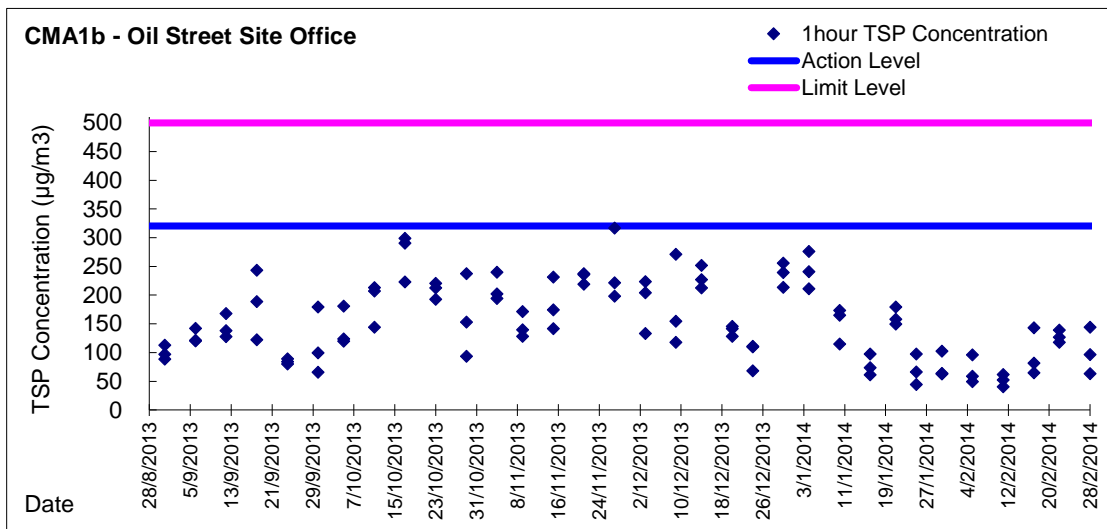
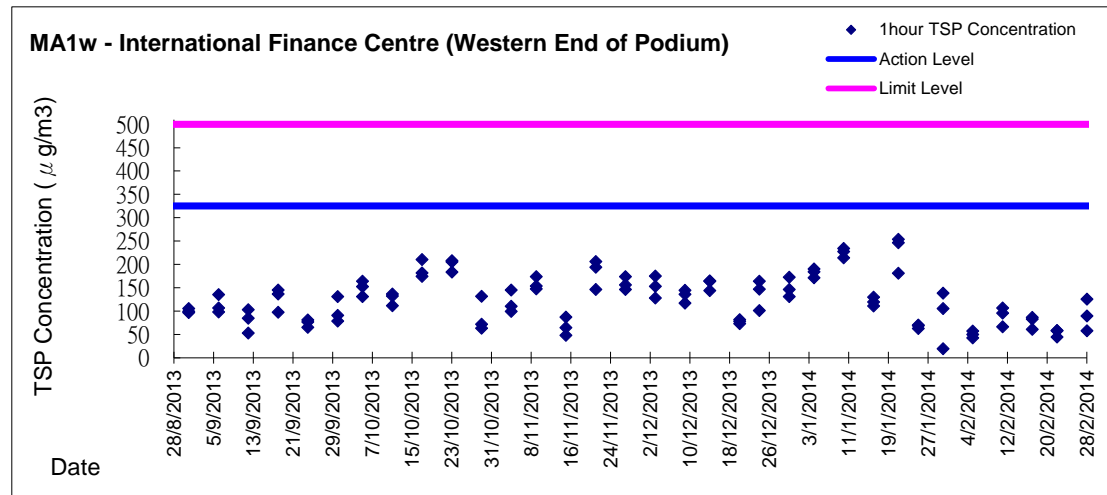
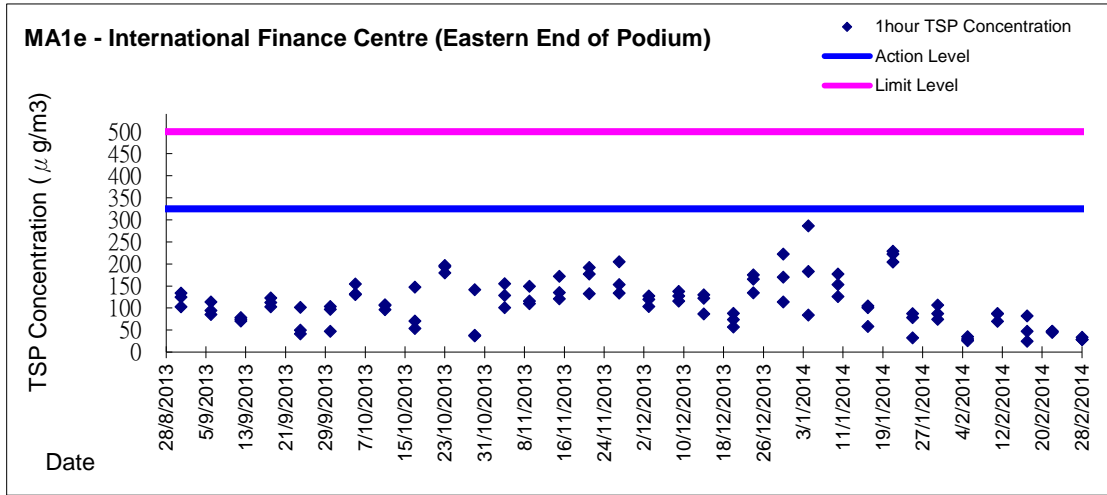
Report on 24-hour TSP monitoring
Action Level ($\mu\text{g}/\text{m}^3$) - 173.4
Limit Level ($\mu\text{g}/\text{m}^3$) - 260

Date	Sampling Time	Weather Condition	Filter paper no.	Filter Weight, g		Elapse Time, hr		Sampling Time, hr	Flow Rate, m^3/min			Total Volume, m^3	TSP Level, $\mu\text{g}/\text{m}^3$
				Initial	Final	Initial	Final		Initial, Q_{si}	Final, Q_{sf}	Average		
29-Jan-14	8:00	Fine	006340	2.6842	2.8172	14752.93	14776.93	24.00	1.36	1.36	1.36	1956	68
4-Feb-14	8:00	Cloudy	007898	2.8338	3.0209	14779.93	14803.93	24.00	1.36	1.36	1.36	1955	96
10-Feb-14	8:00	Cloudy	006361	2.6781	2.7564	14806.94	14830.94	24.00	1.37	1.37	1.37	1974	40
15-Feb-14	8:00	Cloudy	007842	2.8383	3.0136	14833.94	14857.94	24.00	1.37	1.36	1.37	1966	89
21-Feb-14	8:00	Cloudy	006383	2.5963	2.8462	14860.94	14884.94	24.00	1.39	1.38	1.39	1994	125
27-Feb-14	8:00	Cloudy	008050	2.8133	2.9533	14887.93	14911.93	24.00	1.37	1.38	1.38	1981	71

Report on 1-hour TSP monitoring
Action Level ($\mu\text{g}/\text{m}^3$) - 325.1
Limit Level ($\mu\text{g}/\text{m}^3$) - 500

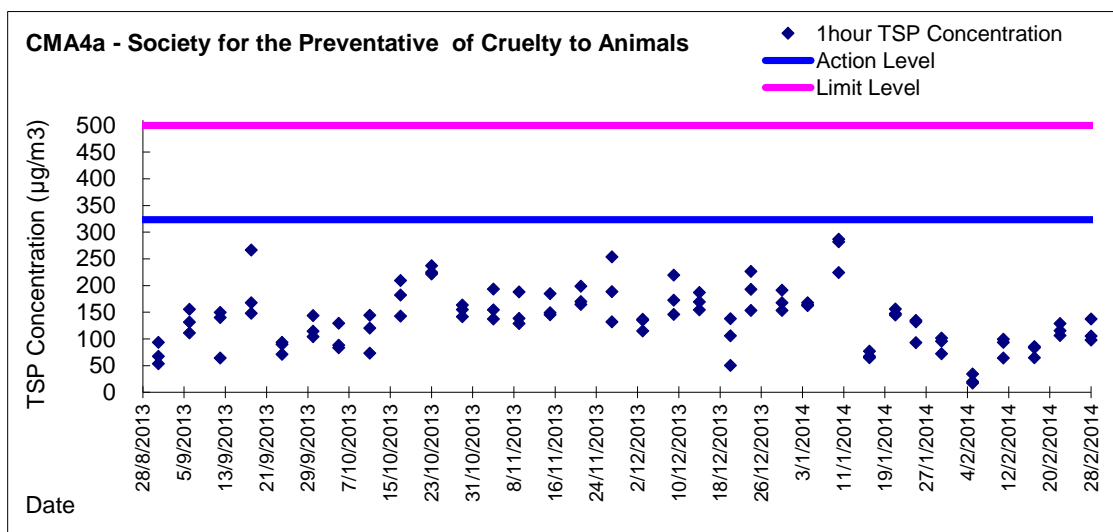
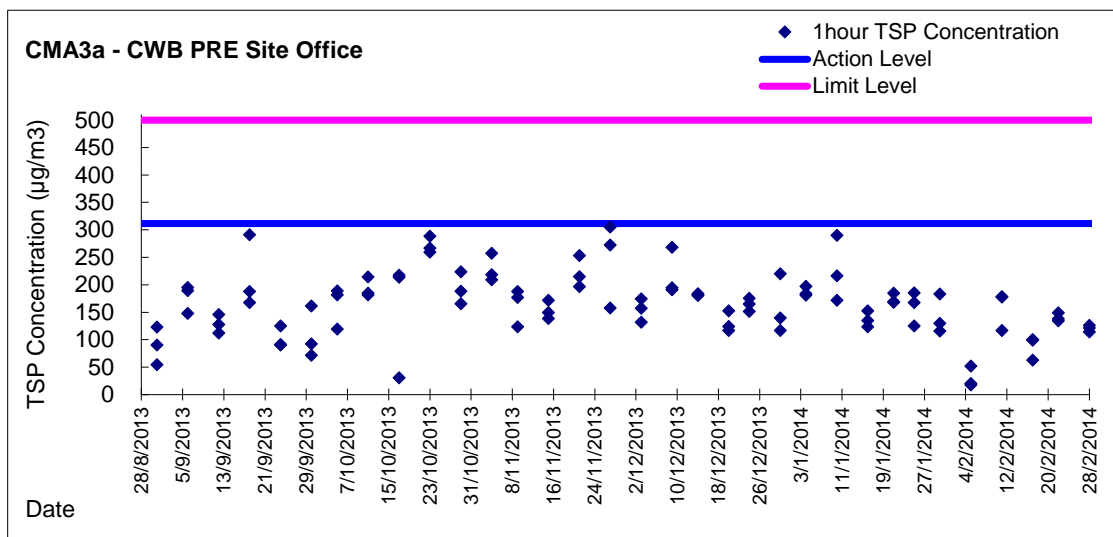
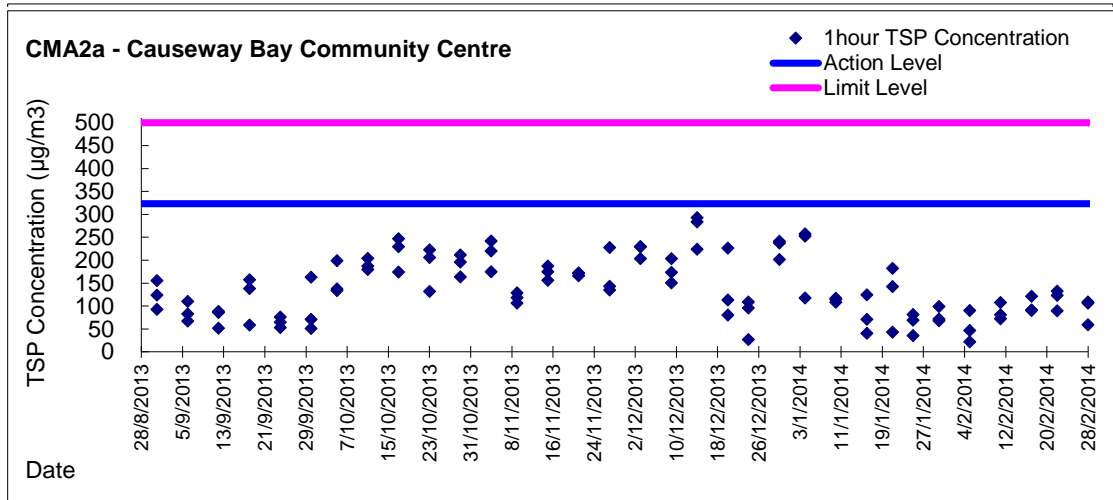
Date	Sampling Time	Weather Condition	Filter paper no.	Filter Weight, g		Elapse Time, hr		Sampling Time, hr	Flow Rate, m^3/min			Total Volume, m^3	TSP Level, $\mu\text{g}/\text{m}^3$
				Initial	Final	Initial	Final		Initial, Q_{si}	Final, Q_{sf}	Average		
30-Jan-14	8:05	Fine	007895	2.8410	2.8426	14776.93	14777.93	1.00	1.36	1.36	1.36	81	20
30-Jan-14	9:09	Fine	007896	2.8337	2.8423	14777.93	14778.93	1.00	1.36	1.36	1.36	81	106
30-Jan-14	10:13	Fine	007897	2.8391	2.8504	14778.93	14779.93	1.00	1.36	1.36	1.36	81	139
5-Feb-14	8:34	Cloudy	006368	2.6022	2.6063	14803.93	14804.93	1.00	1.36	1.36	1.36	82	50
5-Feb-14	9:39	Cloudy	006367	2.6138	2.6185	14804.93	14805.93	1.00	1.36	1.36	1.36	82	58
5-Feb-14	10:49	Cloudy	006366	2.6045	2.6080	14805.93	14806.93	1.00	1.36	1.36	1.36	82	43
11-Feb-14	8:35	Cloudy	007747	2.6377	2.6465	14830.94	14831.94	1.00	1.37	1.37	1.37	82	107
11-Feb-14	9:40	Cloudy	007746	2.6170	2.6249	14831.94	14832.94	1.00	1.37	1.37	1.37	82	96
11-Feb-14	10:45	Cloudy	007745	2.6259	2.6314	14832.94	14833.94	1.00	1.37	1.37	1.37	82	67
17-Feb-14	8:23	Cloudy	006356	2.6725	2.6796	14857.94	14858.94	1.00	1.36	1.36	1.36	82	87
17-Feb-14	9:37	Cloudy	006355	2.6842	2.6910	14858.94	14859.94	1.00	1.36	1.36	1.36	82	83
17-Feb-14	10:49	Cloudy	006354	2.6798	2.6848	14859.94	14860.94	1.00	1.36	1.36	1.36	82	61
22-Feb-14	8:14	Cloudy	008054	2.8114	2.8163	14884.94	14885.94	1.00	1.40	1.40	1.40	84	58
22-Feb-14	9:21	Cloudy	008053	2.8145	2.8194	14885.94	14886.94	1.00	1.38	1.38	1.38	83	59
22-Feb-14	10:25	Cloudy	008052	2.8127	2.8164	14886.94	14887.94	1.00	1.38	1.38	1.38	83	45
28-Feb-14	9:00	Cloudy	008059	2.8132	2.8178	14911.93	14912.93	1.00	1.32	1.32	1.32	79	58
28-Feb-14	10:15	Cloudy	008062	2.8207	2.8280	14912.93	14913.93	1.00	1.36	1.36	1.36	81	90
28-Feb-14	13:00	Cloudy	008064	2.8743	2.8847	14913.93	14914.93	1.00	1.38	1.38	1.38	83	126

Graphic Presentation of 1 hour TSP Result

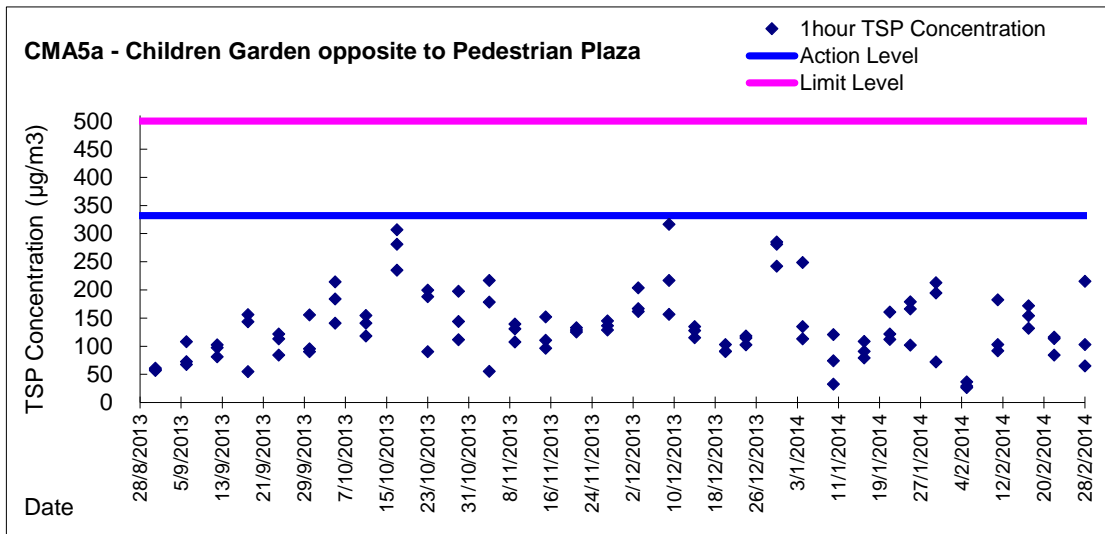




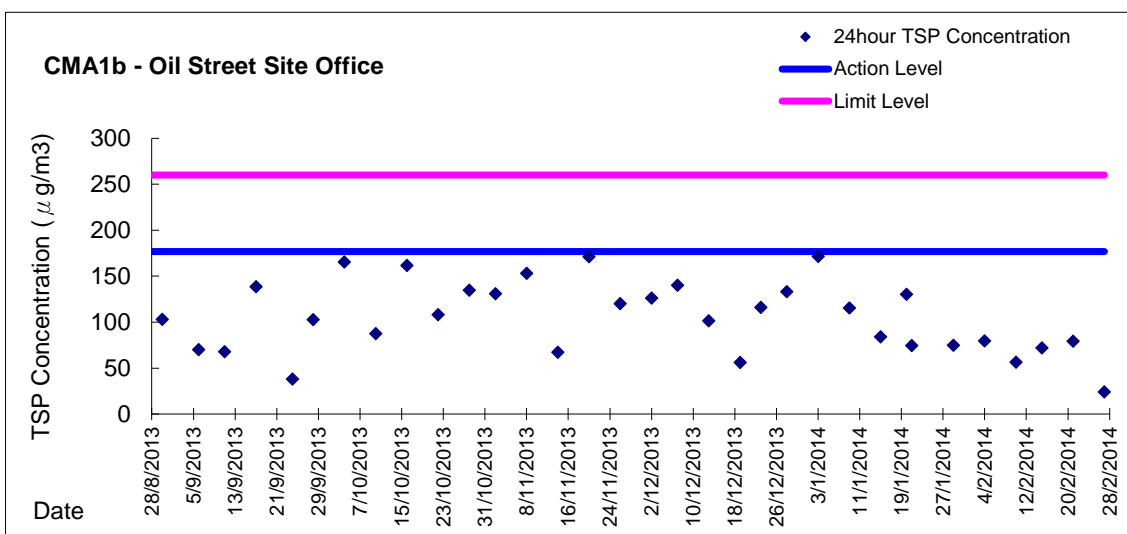
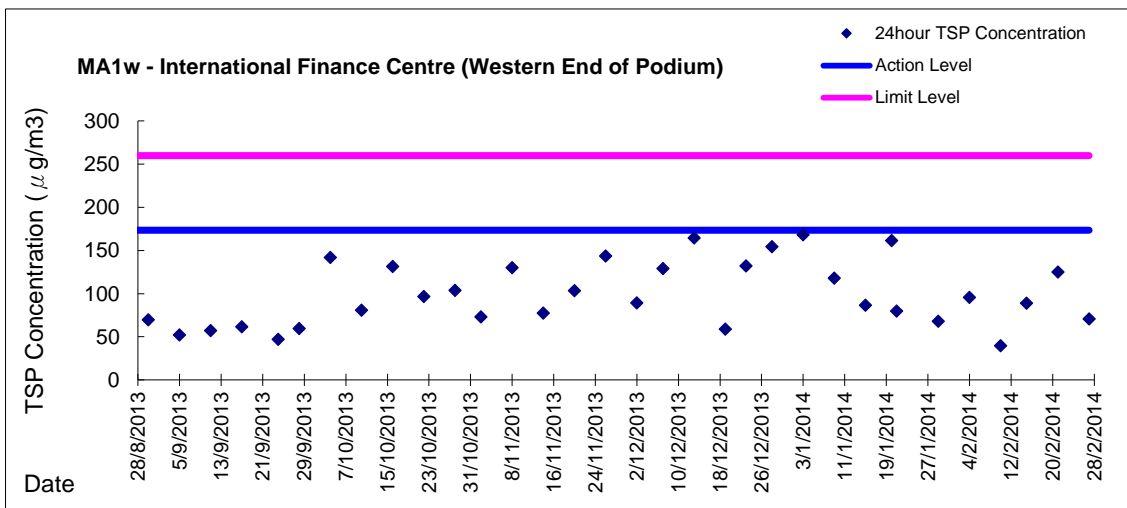
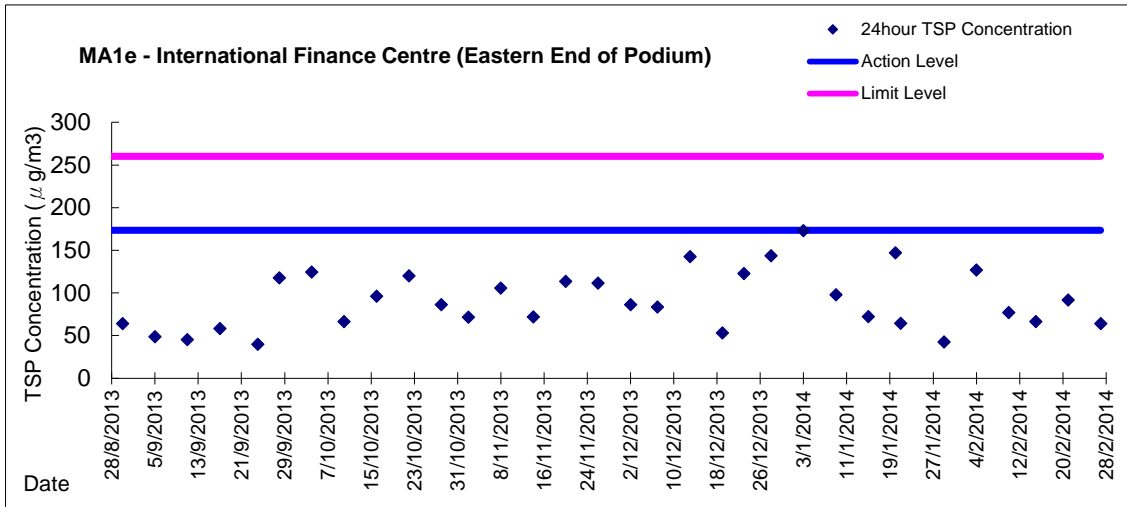
Graphic Presentation of 1 hour TSP Result



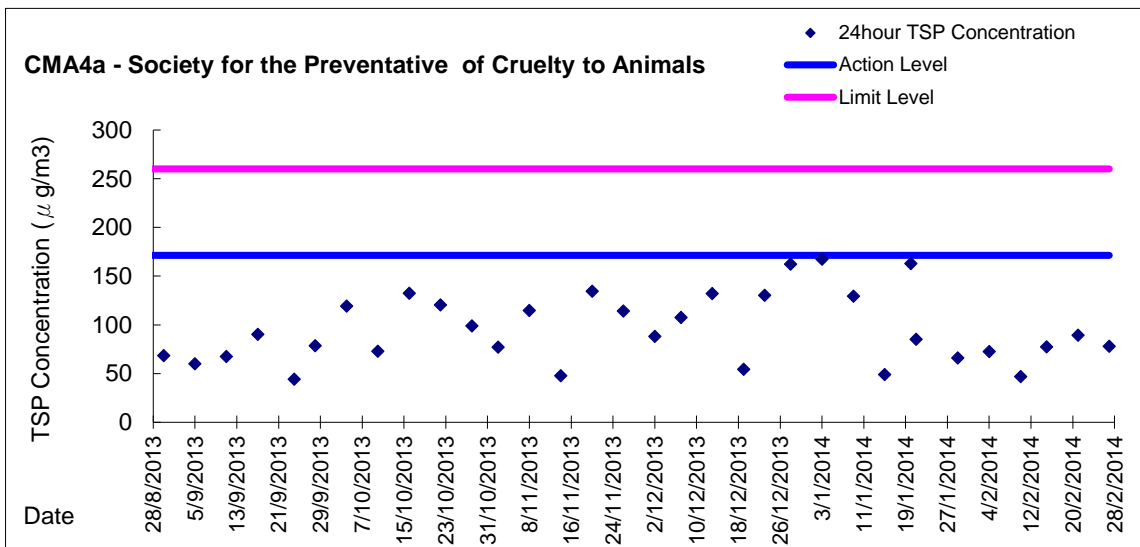
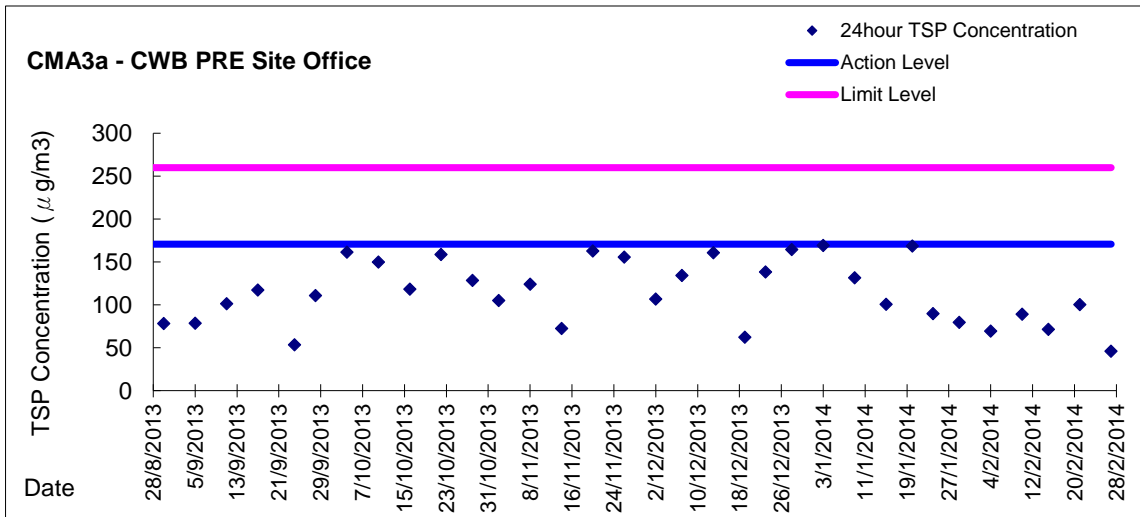
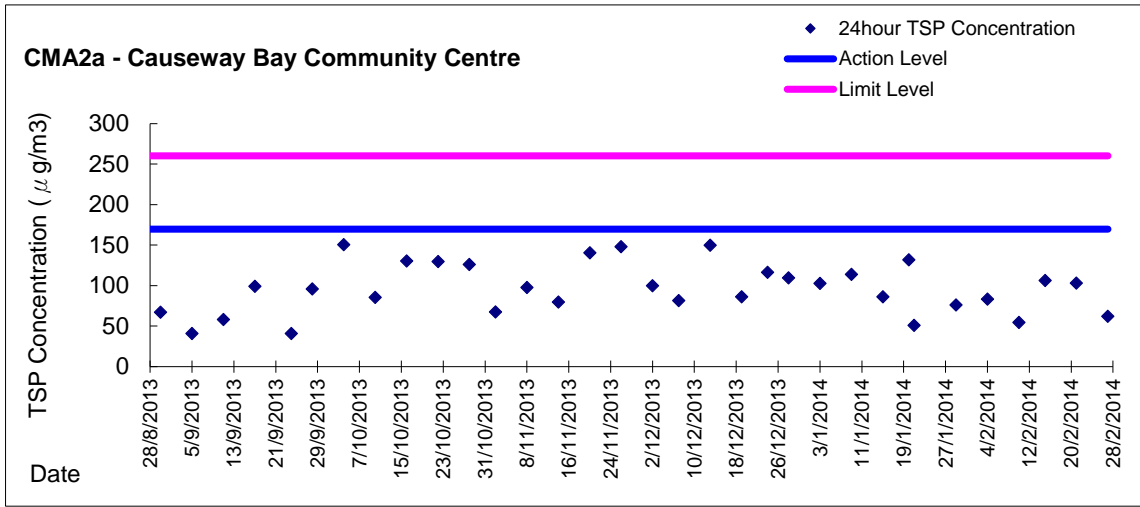
Graphic Presentation of 1 hour TSP Result



Graphic Presentation of 24 hour TSP Result



Graphic Presentation of 24 hour TSP Result



Graphic Presentation of 24 hour TSP Result

